





A Window to Your Financial World







NetXInvestor™ provides you with online access to your investment accounts, night and day, seven days-a-week.¹ In addition, you can have instant access to balances, portfolio holdings, account activity, order status information and more.

View your investment account statements, tax statements and trade confirmations online. You also can access quotes, read news stories and perform research using advanced screeners on thousands of stocks, mutual funds and ETFs—all online, at your convenience. Unlimited access and a user-friendly interface will help you manage your investments.

Organize Your Accounts.

Sign up for SelectLink® to combine statements for accounts that share the same address, and receive an easy-to-read summary page.

¹ System availability is contingent on volume, Internet bandwidth, market volatility and other factors that could interrupt system access.

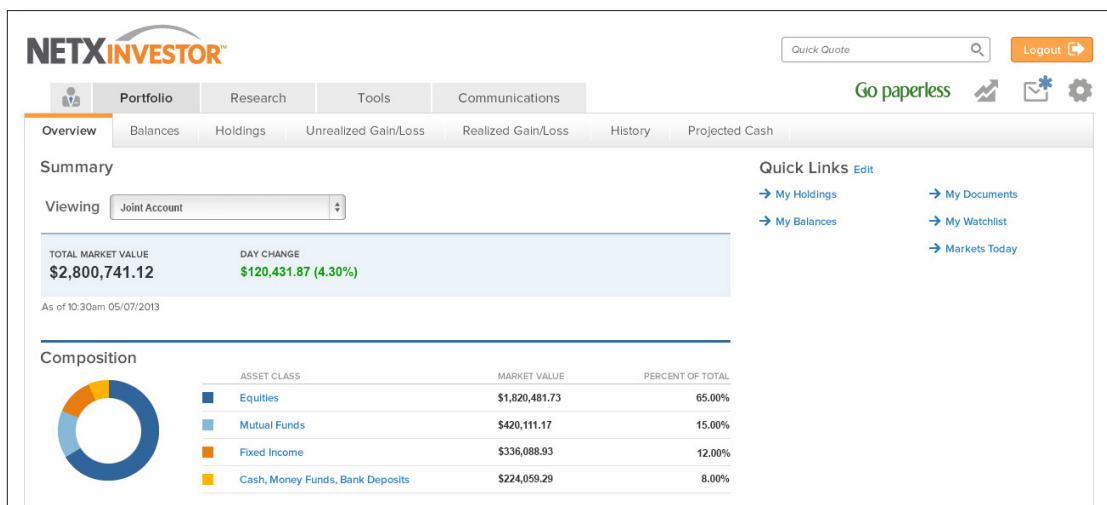
Your Critical Account Information at Your Fingertips

NetXInvestor enables you to view comprehensive account details. As you click through the pages you can obtain information including account balances, holdings, history, projected cash flow, asset allocation, statements and reports, BillSuite™ and profile information.

The intuitive interface makes it easy to find the information you need. You can also easily create and manage groups of accounts that are associated with your user IDs to view combined account balances and asset allocation.

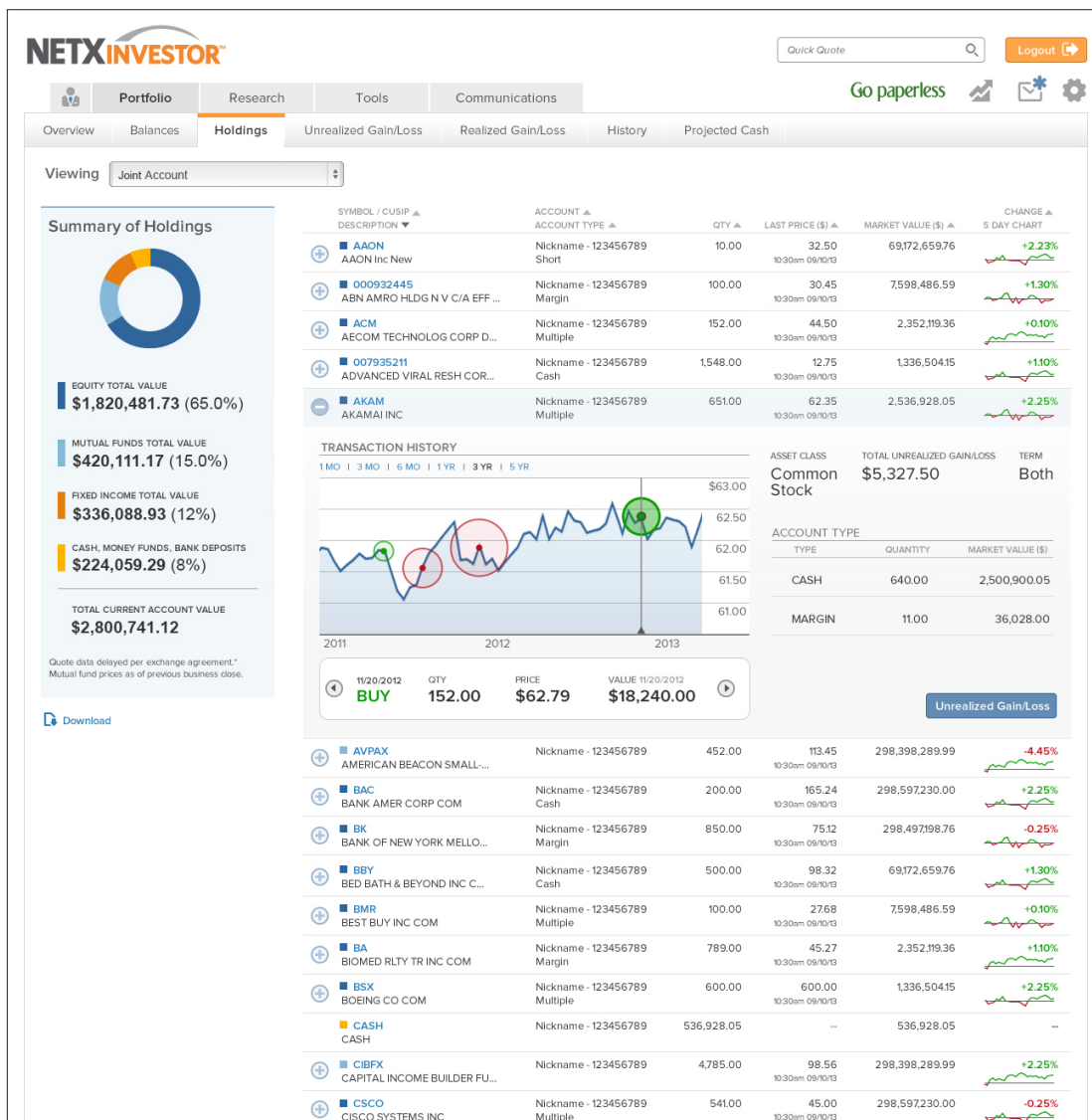
Comprehensive Summary on the Home Screen

Access a high level overview of your portfolio—clearly displaying market valuation of your accounts, a pie chart explaining your portfolio's asset allocation and portfolio value changes by dollars and percentages. With one click of a button the dynamic links on this page enable you to view your detailed holdings or account balances.



All Your Holdings, Intelligently Organized

See a detailed summary of your holdings and quickly find your holdings by symbol or asset type. Detailed information on a security is only a few clicks away through the “Actions” drop-down selection. You can also easily access detailed information on your realized and unrealized gains and losses.²



² Realized and unrealized gain and loss calculation is an optional feature that may not be offered by your broker-dealer.

Account History

It's easy to keep track of your accounts' history. Review up to two years of transaction history for your accounts, filtered and categorized the way it makes sense to you. You can search by transaction type and symbol, and specify a time period or a date range to narrow your search.

NETX INVESTOR™

Quick Quote Logout

Go paperless

Portfolio Research Tools Communications

Overview Balances Holdings Unrealized Gain/Loss Realized Gain/Loss **History** Projected Cash

Viewing: Joint Account

Filter by:

Symbol, name, CUSIP

TIME PERIOD: Year To Date

From date to To date

TRANSACTION: All

TRANSACTION: All Account Types

[Apply Filters](#)

[Download](#)

DATE	ACCOUNT	ACCOUNT TYPE	SYMBOL/CUSIP	DESCRIPTION	NET AMOUNT
09/13/2013	Nickname - 123456789	Short	AACN	Mark To Market	-\$1234.56
09/13/2013	Nickname - 123456789	Margin	000932445	Mark To Market	-\$1234.56
09/12/2013	Nickname - 123456789	Short	ACM	Dividend/Interest Reclassification	\$.56
09/12/2013	Nickname - 123456789	Short	007935211	Cash Dividend Received	-\$1234.56
09/11/2013	Nickname - 123456789	Margin	AKAM	Buy 1.0000 Shares of IBM @ 11.00000	-\$1234.56
09/11/2013	Nickname - 123456789	Cash	FAMVX	Dividends - Reinvest Short Term Cap Gain - Reinv ** FAMVX	32.93

DETAILS

From Margin Account to Short Account

09/11/2013	Nickname - 123456789	Cash	MMM	Dividend/Interest Reclassification	-\$127.00
09/09/2013	Nickname - 123456789	Cash	MSFT	Cash Dividend Received	\$127.00
09/08/2013	Nickname - 123456789	Cash	USD9999997	Mark To Market	\$25.77
09/07/2013	Nickname - 123456789	Cash	HP	Buy 20.0000 Shares of HP @ 100.00000	\$2,000.00

TRADE DATE	ACCOUNT TYPE	QUANTITY	LAST PRICE	PRINCIPAL	COMMISSION / FEES	NET AMOUNT
09/07/2013	Cash	20	\$100.00	-\$2,000.00	\$0.00	\$2,000.00

SETTLEMENT DATE: 09/10/2013 [View E-Confirm](#)

09/07/2013	Nickname - 123456789	Cash	NDSN	Dividend/Interest Reclassification	\$126.43
09/05/2013	Nickname - 123456789	Cash	EMR	Cash Dividend Received	\$1300.42
09/05/2013	Nickname - 123456789	Short	PFE	Mark To Market	-\$645.27

Statements and Reports

View up to 10 years of account statements, seven years of tax statements, and three years of trade confirmations. Enroll for paperless statements and trade confirmations by clicking the “Go Paperless” link. You can also view and manage communications from your advisor via the notifications tab.

> **BillSuite™**. You can view, pay and manage your bills online. Bill Suite is available with Corestone™, Pershing’s asset management account.³

The screenshot displays the NETX INVESTOR web application. The top navigation bar includes the logo, a search bar with "Quick Quote", a "Logout" button, and a "Go paperless" link. Below the navigation bar are tabs for "All Communications" (selected), "Settings", "Portfolio", "Research", "Tools", and "Communications". The "All Communications" tab is active, showing a "Viewing" dropdown set to "Abcdefghijklmnopqrstuvwxyz (...6789)". The main content area is divided into two sections: "Messages" and "Statements". The "Statements" section is expanded, showing a "Filter by:" section with a "TIME PERIOD" dropdown set to "Year To Date", and "From date" and "To date" date pickers. Below the filter section is a table of statements.

DATE ▼	TYPE ▲	INSERTS ▲
09/12/2013	Monthly Statement	Insert 1, Insert 2, Insert 3
08/12/2013	Monthly Statement	Insert 1, Insert 2, Insert 3
07/12/2013	Monthly Statement	Insert 1, Insert 2, Insert 3
06/12/2013	Monthly Statement	Insert 1, Insert 2, Insert 3
05/12/2013	Monthly Statement	Insert 1, Insert 2, Insert 3
04/12/2013	Monthly Statement	Insert 1, Insert 2, Insert 3
03/12/2013	Monthly Statement	Insert 1, Insert 2, Insert 3
02/12/2013	Monthly Statement	Insert 1, Insert 2, Insert 3
01/12/2013	Monthly Statement	Insert 1, Insert 2, Insert 3
12/12/2012	Monthly Statement	Insert 1, Insert 2, Insert 3
11/12/2012	Monthly Statement	Insert 1, Insert 2, Insert 3

Award-Winning Statement

Every year since 2007, your statement has earned an “Excellent” designation by DALBAR INC. in the Trends and Best Practices in Investor Statements category.

³ Corestone is an optional feature. Contact your advisor for more information.

Electronic Delivery

More convenient, secure and flexible.



Convenience

Access account communications at any time, from any computer.⁴



Increased Security

Password-protected access to sensitive financial information reduces the risk of identity theft by eliminating paper delivery.



Centralized Record Keeping

Eliminate the clutter of extra paper; quickly search for the right account communication online.

Benefits Can Begin Today.

View account statements, trade confirmations, tax documents and more, online. The environment benefits, as well.

Go paperless

MAKE A POWERFUL CHOICE

⁴ Requires the ability to access the Internet and view PDFs.

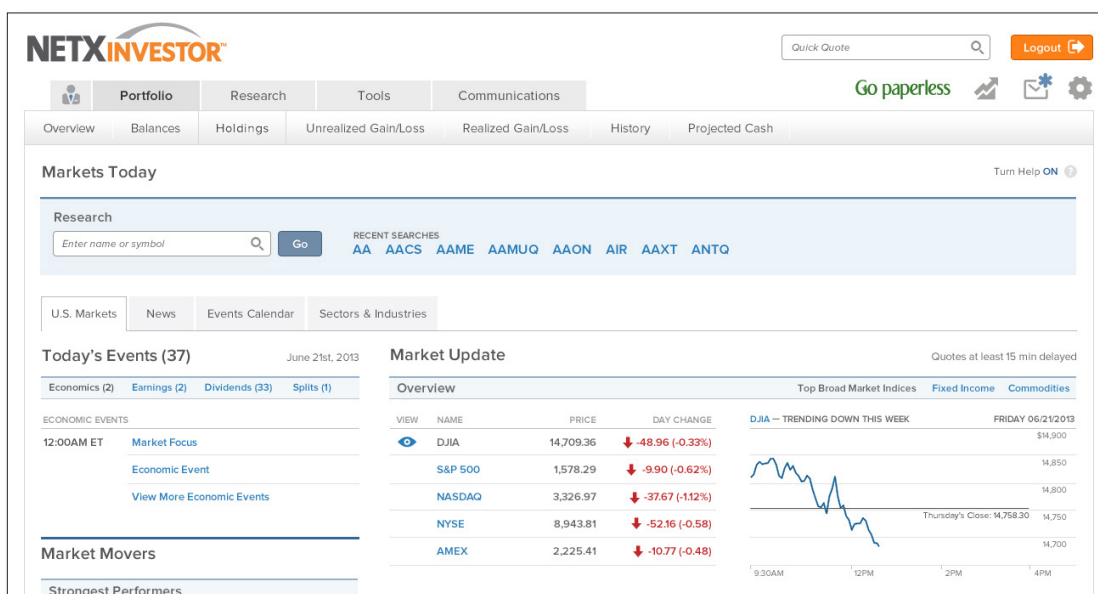
Insightful Research and Powerful Tools

NetXInvestor helps you make informed investment decisions by providing access to real-time and delayed quotes, late-breaking news stories and comprehensive information and research on thousands of stocks, options and mutual funds.⁵

Markets Today

NetXInvestor makes it easy to keep abreast of the latest market conditions on the Markets Today section—track market updates, market movers, access news headlines and more.

Get current information on major U.S. market indices, advances and decliners. Read through today's economic events and news stories by the latest date and top headlines before and after market closes. The Events Calendar allows you to follow a specific company and its scheduled events such as earning announcements, dividends, and splits, as well as events that affect the U.S. economy overall. Sector & Industry enables you to search news by topic, such as energy, healthcare and technology.



⁵ Some market data features (including real-time quotes) are optional features that may not be offered by your broker-dealer.

Quotes & News

Get quotes for stocks, options, mutual funds or ETFs. Obtain the latest news headlines for each stock, as well as detailed information—including last bid, ask and volume numbers. You can also view charts for each security and modify the time series to track its price movement over time (up to 10 years). You will have access to consensus research ratings for equities, insider ownership, earnings, annual reports⁶ and SEC filings for the company you are researching. You can put your knowledge to work by creating watchlists of securities to track quotes and price performance. **You should carefully consider the investment objectives, risks, charges and expenses of mutual funds and ETFs before investing, and also know that they may not be available in all jurisdictions. Please request from your financial organization the prospectus and, if available, the summary prospectus of each individual mutual fund or ETF and read carefully before investing. Information and content available on NetXInvestor is not intended as and does not constitute an offer, solicitation or recommendation to purchase or sell any security. Past performance is not indicative of and is not a guarantee of future performance.**

The screenshot displays the NetXInvestor website interface. At the top, the logo "NETXINVESTOR™" is on the left, and a "Quick Quote" search bar and "Logout" button are on the right. Below the logo is a navigation bar with tabs: "Portfolio", "Research", "Tools", and "Communications". The "Portfolio" tab is active, showing sub-tabs: "Overview", "Balances", "Holdings", "Unrealized Gain/Loss", "Realized Gain/Loss", "History", and "Projected Cash".

The main content area is titled "Markets Today" and includes a "Research" section with a search bar and "Go" button. Below this are tabs for "U.S. Markets", "News", "Events Calendar", and "Sectors & Industries". The "News" tab is selected, showing "Today's Events (37)" for June 21st, 2013, with categories like "Economics (2)", "Earnings (2)", "Dividends (33)", and "Splits (1)".

On the left, there's a "Sectors In The News" section with a bar chart and text: "On a typical day, the Finance industry has 141 stories, today there are 129 stories." Below this is a "FINANCE" section dated "Jun 26, 2013" with a headline: "Ireland's Kenny Says Banking Probe Will Get at Truth Jun 26, 2013 D.N.F".

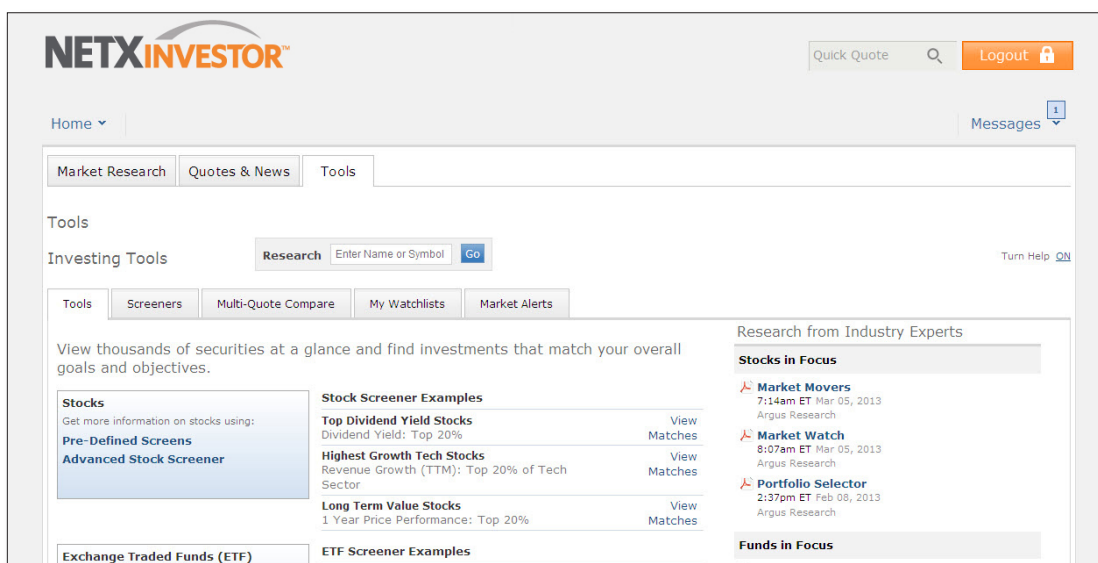
On the right, there's a "Live News Briefs" section with a headline: "ECONOMICS: National Bank of Canada Says Global GDP Growth Will Remain 'Tepid' This Year at Just 3.1% 12:52pm Jun 21, 2013 — MidnightTrader". Below this is a "News & Commentary" section with a bar chart and "Today's Trending Topics" including "Stock News, Stocks, Trading, International, Company News".

At the bottom right, there's a "Today's Headlines" section with two entries: "12:53pm ET Dow Jones Brazil Posts \$6.4 Billion May Current Account Deficit Vs \$8.3 Billion April Deficit" and "12:52pm ET MidnightTrader VM Materiaux SA Announces Share Repurchase Program".

⁶ Not all companies' annual reports are made available via this service.

Tools

The Tools section provides robust investment screening tools for equities, mutual funds, and ETFs. You can evaluate over 20,000 mutual funds from 550 fund families, and evaluate funds that participate in Pershing's Fundvest (non-transaction-fee funds) program. These straightforward screeners include pre-defined screens in which the criteria is preset and more advanced screens if you wish to filter your list of criteria (including fund family, profile, performance, risk, portfolio, and analyst rating categories).



Watchlists

Create customized watchlists of your preferred equities, mutual funds or ETFs. Set price, news, volume and watchlist alerts on the securities you are most interested in following. It is easy to set up delivery to an e-mail address of your choice. You can even put a hold on alerts while on vacation and resume them when you return.

RateBoard

View interest rates, money fund rates, stock and option indices, commodity prices and currency exchange rates via the RateBoard.

Anytime, Anywhere Access

On the road, in the office or on a mobile device you have access to your accounts at your fingertips.

NetXInvestor Mobile

Now you can access your account information from your tablet or mobile device with NetXInvestor Mobile. With this app, available via the App Store on your iPad® and iPhone®, you will have fully-featured access to account information, such as balances, holdings, activity, order status, and account documents such as statements and trade confirmations. You can also view real-time quotes to help you stay ahead of the market while on the go.



To access NetXInvestor Mobile:

You can download the NetXInvestor Mobile application directly to your iPad* or iPhone* by searching for 'NetXInvestor Mobile' in the App Store from your device.



Scan this code with your iPhone or iPad to download the app from the App Store

With online and mobile traffic continuing to rise, while traditional interaction methods such as branch visits continue to decline, firms have no choice but to embrace mobile technology and do so in the manner that most benefits both advisor and client.

— CEB TowerGroup, *Mobile Technology and the Wealth Management Industry: Catching Up*, Boston, MA: CEB, 2012.

Please note that account access and system response may be affected by a variety of factors, including phone and computer networks.

Security Features

To help protect your information, multiple security measures are in place.

Upon log on, you will be prompted to enter your user ID and password on separate pages so that your security image and personal phrase can be displayed before you enter your password. This helps confirm that you're on the correct website. In addition, you will be prompted to set up a variety of security challenge questions to verify your identity. Also, the site uses "time out" features, which will log you out in order to reduce the possibility of unauthorized access if you leave your computer unattended.

Get Connected to NetXInvestor

Having online access to your investments is critical in today's fast-paced environment. NetXInvestor provides the tools you need to manage your investments in a secure, user-friendly environment.

For more information about NetXInvestor, please contact your financial organization, or go to NetXInvestor.com.

